

1. Create A New Registration

At the Caliber Web login screen and/or the smaller login screen, select **Register for a login**:



At the User Registration Process screen:

1. Enter your Account Number (Account Numbers can be provided to you by your management company)
2. Enter an Email Address of your choice
3. If there is more than one Owner associated with this account, you will receive a pull down menu to choose your name from
4. Select Start Registration Process

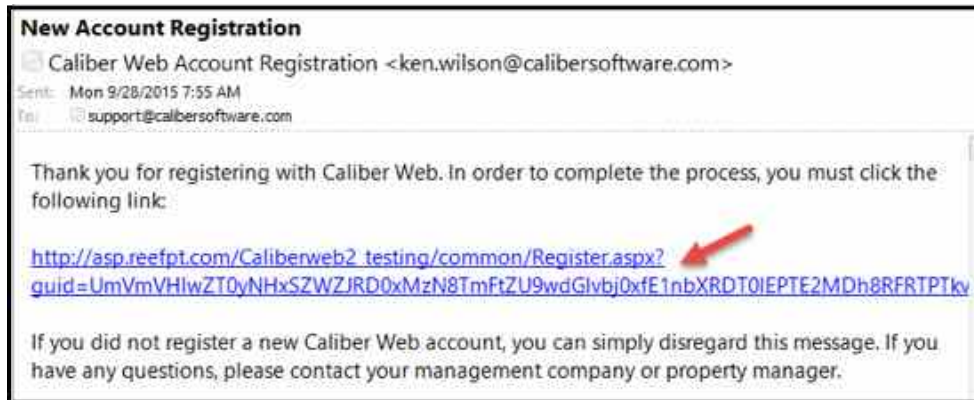


Once you have selected Start Registration Process, you will see **Step 1 of 2 – Submit Request**:

1. Verify that you received the message "Your registration email has been sent to your email address."

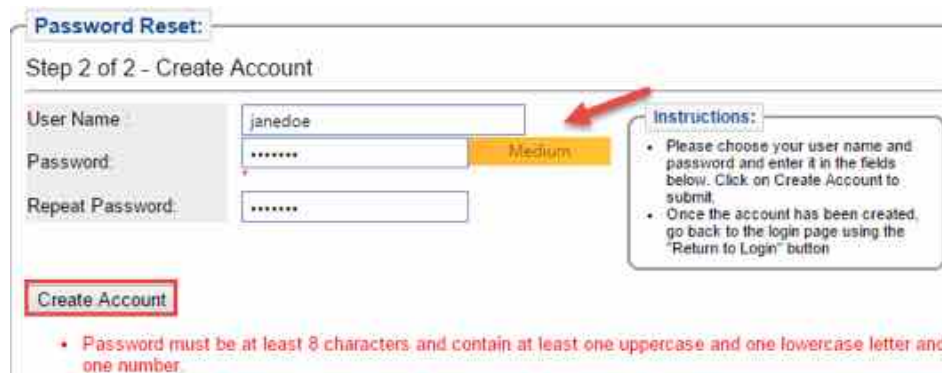


2. Go to your email box of the email address you provided and locate the email sent to you from *Caliber Web Account Registration*.
3. Click on the link provided



At Password Reset: Step 2 of 2 – Create Account:

1. Enter a User Name of your choice
2. Enter a Password of your choice (*Passwords must be at least 8 characters and contain at least one uppercase and one lowercase letter and one number*)
3. Select Create Account



Password Reset:
Step 2 of 2 - Create Account

User Name:

Password: Medium

Repeat Password:

Create Account

• Password must be at least 8 characters and contain at least one uppercase and one lowercase letter and one number.

Instructions:

- Please choose your user name and password and enter it in the fields below. Click on Create Account to submit.
- Once the account has been created, go back to the login page using the "Return to Login" button

4. If your username is already in use, you will be required to select another username until you enter one that is available.

Once you have selected Create Account, you will verify "Your Caliber Web user account was successfully created":

Password Reset:


Step 2 of 2 - Create Account

✓ Your Caliber Web user account was successfully created.

User Name :

Password:

Repeat Password:

[Return to Login](#) 

Instructions:

- Please choose your user name and password and enter it in the fields below. Click on Create Account to submit.
- Once the account has been created, go back to the login page using the "Return to Login" button

1. Return to Login
2. Enter your User Name
3. Enter your Password

User Name:

Password:


[LOGIN](#)

[Forgot your login?](#)


[Register](#)

V2.1.0

You have successfully created your new account!



CALIBER TESTING
ARROYO VERDE CONDOMINIUM HOA



[Site Map](#) [Logout](#)


John and Jane Doe
17025 E LA MONTANA DRIVE, 104
FOUNTAIN HILLS, AZ 85268


Account Number: 101601040


Owner Area


[Profile](#) [Accounting](#) [Compliance](#) [Web Links](#) [Documents](#)

Welcome Jane Doe


Profile
Update your contact details, mailing address, etc here.


Compliance
Display all compliance records, images and their details.


Accounting
Display all your account transaction.


Pay Your Account
Make a payment through a payment provider.

2. Retrieve Forgotten User Name and/or Password

At the Caliber Web login screen and/or the smaller login screen, select [Forgot your username or password?](#):



Enter the information depending on which is needed accordingly:

User name and Password reset assist:

Account Number :

Email Address :

OR

User name:

Instructions:

- To reset your password, please either enter your account number and email address OR your user name in the fields provided. Then click on the Email me a password reset button to have the system send you the reset link.
- To find out your user name, please enter your account number and email address and then click on on the Email me my user name button.

If you enter a User name in the above screen, the email will be sent to your email address on file.

Once you made your selection, you will verify “An email with your password reset has been sent to your email address.”:

User name and Password reset assist:

✓ An email with your password reset has been sent to your email address.

Account Number:	<input type="text" value="- Account Number"/>
Email Address:	<input type="text" value="- Email Address"/>

OR

User name:	<input type="text" value="janedoe"/>
------------	--------------------------------------

Instructions:

- To reset your password, please either enter your account number and email address OR your user name in the fields provided. Then click on the Email me a password reset button to have the system send you the reset link.
- To find out your user name, please enter your account number and email address and then click on on the Email me my user name button.

1. Go to your email box of the email address you provided and locate the email sent to you from *Caliber Web Account Registration*.
2. Select the link provided

Within the next screen, select a new password:

Password Reset:

Password:	<input type="text"/>	←
Repeat Password:	<input type="text"/>	←

Once you have entered a new password, you will receive the following successful message:

Password Reset:

✓ Your password has been successfully reset. You may close this window and log in again.

Password:	<input type="text"/>
Repeat Password:	<input type="text"/>

Proceed back to the login screen and enter your new information accordingly:

User Name:	<input type="text" value="janedoe"/>
Password:	<input type="password" value="....."/>
<input type="button" value="LOGIN"/>	
Forgot your login?	
Register	

V2.1.0